

WORD WORK ACTIVITIES

| AUTUMN 1 | AUTUMN 2 | SPRING 1 | SPRING 2 | SUMMER 1 | SUMMER 2 |
|---|---|---|---|---|---|
| Whiteboards - Writing Race, Partner Spelling Tests, Hangman | Whiteboards - Writing Race, Partner Spelling Tests, Hangman | Whiteboards - Writing Race, Partner Spelling Tests, Hangman | Whiteboards - Writing Race, Partner Spelling Tests, Hangman | Whiteboards - Writing Race, Partner Spelling Tests, Hangman | Whiteboards - Writing Race, Partner Spelling Tests, Hangman |
| Flashcards | Flashcards | Flashcards | Flashcards | Flashcards | Flashcards |
| Sign Language Spellings | Sign Language Spellings | Sign Language Spellings | Sign Language Spellings | Sign Language Spellings | Sign Language Spellings |
| Playdoh | Magnetic Letters | Wanted Words | Letter Beads | Banagrams | Keyboard Typing |
| Letter Beads | Banagrams | Keyboard Typing | Magnetic Letters | Playdoh | Wanted Words |
| Rainbow Roll and Write | Magic Words | Writing Five Ways | Rainbow Writing | Stencil Spellings | Spelling Scribble |
| Pyramid Words | Spelling Spirals | Scrabble Spellings | Smartphone Spellings | Secret Code | Spelling Prices |
| Bubble Letters | Alphabetical Order | Vowel Colouring | Missing Vowels | Hidden Words | Word Sorting |
| Sentence Writing | Picture Meanings | Silly Sentences | Word Scrambles | Questions and Answers | Backwards Words |
| Other Handed | Letter Stamping | Crosswords | Cross Words | Train Words | Letter Stamping |

SENTENCE WRITING

Write sentences using each of your spellings. Write the spelling word in a different coloured pen.

You will need:

- ★ A pencil
- ★ A coloured pencil/ pen

1. _____

2. _____

3. _____

4. _____

5. _____

6. _____

7. _____

8. _____

MAGIC WRITING

Write your spelling words out in white crayon and then go over them in a felt tip pen.

You will need:

- ★ A white crayon/ coloured pencil
- ★ Felt tip pens

SCRABBLE SPELLINGS

Work out how much each of your words are worth by counting the numbers on the scrabble tiles.









| Word | Value |
|-----------------|------------------------------|
| Example: people | $3 + 1 + 1 + 3 + 1 + 1 = 10$ |
| | |
| | |
| | |
| | |
| | |
| | |
| | |
| | |

You will need:

- ★ A pencil

RAINBOW ROLL AND WRITE

Roll the dice and write your spelling word out that number of times in the colour listed.

| | |
|---|--------|
|  | red |
|  | green |
|  | orange |
|  | blue |
|  | purple |
|  | yellow |

You will need:

- ★ Dice
- ★ Coloured pencils

LETTER STAMPING

You will need:

- ★ Alphabet stamps

Make your spellings out of the letter stampers.

PYRAMID WORDS

You will need:

★ A pencil

Example:

snail = s

s n

s n a

s n a i

s n a i l

Write your spelling words out in a pyramid shape.

SPELLING SPIRALS

You will need:

★ A pencil

Write your spelling words out as many times as possible in the spiral.



SECRET CODE

You will need:

- ★ A pencil

Write your spelling words out using this secret code.



























| | | | | | | | | | | | | |
|---|----|---|---|---|---|---|---|---|---|---|---|---|
| a | b | c | d | e | f | g | h | i | j | k | l | m |
| ← | \$ | < | ♥ | → | ÷ | = | ♠ | ↓ | / | o | □ | ⊗ |
| n | o | p | q | r | s | t | u | v | w | x | y | z |
| ⬠ | △ | ↑ | ! | £ | > | ◇ | + | ▽ | - | ⬡ | ♣ | ⊘ |

| Spelling Word | Symbols | Spelling Word | Symbols |
|-------------------------|---------|---------------|---------|
| <u>Example:</u> playing | ↑□←♣↓⬠= | | |
| | | | |
| | | | |
| | | | |
| | | | |

- You will need:
- ★ A pencil
 - ★ Coins

SPELLING PRICES

Work out how much your spellings are worth by adding the coins together.

| | | | | | | | | | | | | |
|---|---|---|---|---|---|--|---|---|---|---|---|---|
| a | b | c | d | e | f | g | h | i | j | k | l | m |
|  |  |  |  |  |  |  |  |  |  |  |  |  |
| n | o | p | q | r | s | t | u | v | w | x | y | z |
|  |  |  |  |  |  |  |  |  |  |  |  |  |

| Spelling Word | Price | Spelling Word | Price |
|-----------------------|-------------------------------|---------------|-------|
| <u>Example:</u> train | $2p + 2p + 1p + 1p + 2p = 8p$ | | |
| | | | |
| | | | |
| | | | |
| | | | |

VOWEL COLOURING

Write your spelling words out, using a different colour for the vowels (a e i o u).

| | | | |
|--|--|--|--|
| <p><u>Example:</u> cheese football</p> | <p>You will need: ★ A pencil ★ A coloured pencil</p> | | |
| | | | |
| | | | |
| | | | |

PICTURE MEANINGS

You will need:

- ★ A pencil
- ★ Coloured pencils

Draw a picture to show the meaning of your spelling words.

OTHER HANDED

Write each word 5 times, switching the hand you write it with each time. Say the word as you spell it.

| 1 | 2 | 3 | 4 | 5 |
|---|---|---|---|---|
| | | | | |
| | | | | |
| | | | | |
| | | | | |
| | | | | |
| | | | | |
| | | | | |
| | | | | |
| | | | | |

You will need:

- ★ A pencil

WORD SCRAMBLES

Write your words out with the letters mixed up Can you unscramble them again the next day?

| Scrambled Word | Spelling Word |
|-----------------------|---------------|
| <u>Example:</u> catch | hccat |
| | |
| | |
| | |
| | |
| | |
| | |
| | |
| | |

You will need:
★ A pencil

TRAIN WORDS

Write your entire list end-to-end as one long word. Write each new word in a different colour.

You will need:

★ Coloured pencils

Example:

peoplechildrenwatchwait

BUBBLE LETTERS

Write your spelling words out in bubble writing, then colour the words in.

You will need:

- ★ A pencil
- ★ Coloured pencils

QUESTIONS AND ANSWERS

You will need:

★ A pencil

Write questions with half of your spelling words. Then use the other half to answer the questions. Underline the words you used.

| Question | Answer |
|----------|--------|
| | |
| | |
| | |
| | |
| | |

BACKWARDS WORDS

You will need:

★ A pencil

Example:

watching - gnihctaw

Write your spelling words out backwards.

CROSS WORDS

Choose 2 words with one letter in common so that they cross over each other.

You will need:

★ A pencil

Example:

t
h
i
s n a i l
k

MISSING VOWELS

Write all of your words replacing vowels (a e i o u) with a line. Go back and see if you can fill in the vowels.

You will need:

★ A pencil

Example:

ch-ldr-n = children

HIDDEN WORDS

Draw a picture and then hide all of your spelling words inside your drawing.

You will need:

- ★ A pencil
- ★ Coloured pencils

SPELLING SCRIBBLE

Draw a scribble and then write out each spelling word in a different part of the scribble.

You will need:

- ★ A pencil
- ★ Coloured pencils

Example:



STENCIL SPELLINGS

Write your spelling words out by tracing through the letter stencil.

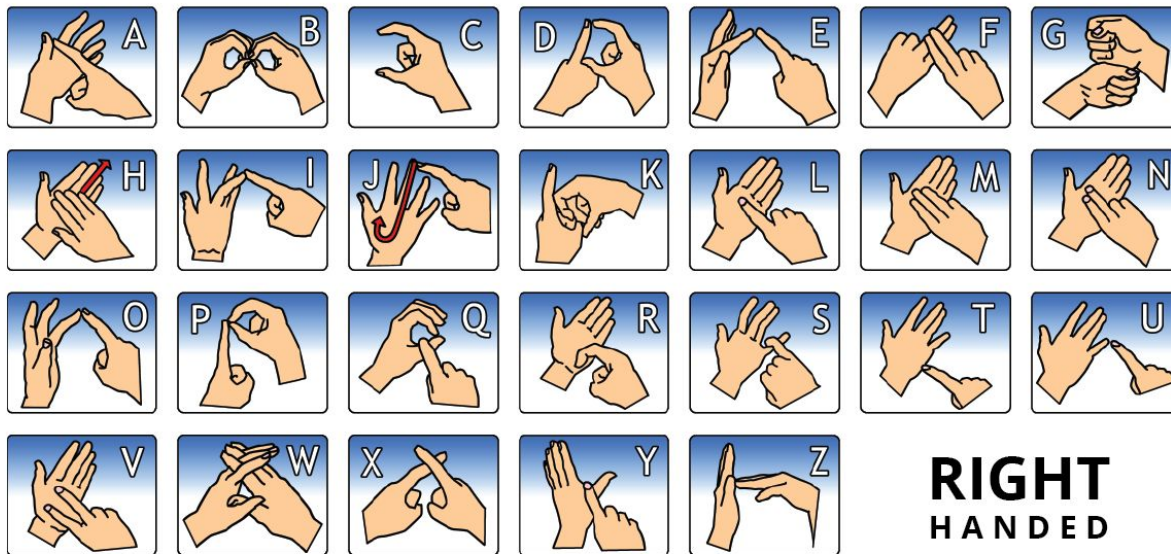
You will need:

- ★ A pencil
- ★ Coloured pencils
- ★ Stencils

SIGN LANGUAGE SPELLINGS

Practise spelling your words using sign language.

BRITISH SIGN LANGUAGE - FINGERSPELLING



british-sign.co.uk

LEARN BRITISH SIGN LANGUAGE ONLINE
AT WWW.BRITISH-SIGN.CO.UK

WRITING RACE

Time yourself writing each word. How many times can you write the same word in one minute?

You will need:

- ★ A timer
- ★ A whiteboard
- ★ A pen

FLASHCARDS

Create flashcards with your spelling word on one side and the meaning on the other. You could ask a partner to test you once you're finished.

You will need:

- ★ Flashcards
- ★ Pencils

WANTED WORDS

Cut out letters from the newspapers/ magazines and stick them onto the paper to spell out your words.

You will need:

- ★ Newspapers
- ★ Magazines
- ★ Plain paper
- ★ Scissors
- ★ Glue

PARTNER SPELLING TESTS

Test your partner on their spellings. Mark them together so they know which words to work on.

You will need:

- ★ A partner
- ★ A whiteboard
- ★ A pen

PLAYDOH

Practise your spellings using the playdoh.

You will need:

- ★ Playdoh
- ★ Cutters

LETTER BEADS

Practise your spellings by threading the beads together.

You will need:

- ★ Letter beads
- ★ Lacing string

MAGNETIC LETTERS

Practise your spellings by making the words using the magnetic letters.

You will need:

- ★ A whiteboard
- ★ Magnetic letters

KEYBOARD TYPING

Practise typing your spellings using the keyboards.

You will need:

- ★ A keyboard

BANANAGRAMS

Make your spelling words using the tiles.

You will need:

★ Bananagrams

HANGMAN

Play hangman using your spelling words with a partner. Remember to work with someone in your year group for this.

You will need:

- ★ A partner
- ★ A whiteboard
- ★ A pen

